

# Annual Report 2022/2023

July 2022 until July 2023



# INTRO- DUCTION

The ESR Annual Report (July 2022 - July 2023) serves as a testament to yet another remarkable year of advancements and achievements in the field of radiology.

The European Congress of Radiology 2023 was held from March 1 – 5, 2023 in Vienna under the presidency of Prof. Adrian Brady, returning to its traditional spot as a springtime meeting. The congress welcomed 17,262 participants from 122 countries. Under the watch of the magnificent golden skull which adorned the congress entrance hall, medical imaging professionals and industry leaders gathered for a meeting marked by cutting-edge science, invaluable education and unforgettable moments. The Congress brought together leading minds from around the world to foster collaboration and innovation.

Furthermore, the ESR celebrated the triumphant reception of the multidisciplinary event, ConnAction, which explored radiology's interconnectedness with various medical specialties, opening up new avenues for cross-disciplinary research and patient care.


Notably, the ESR's commitment to leadership and growth was showcased during the ESR Annual Leadership Meeting, held in June in the vibrant city of Vienna, where visionary minds shaped the future of radiology and charted a course for the society's continued impact.

As we reflect on these milestones, we extend our gratitude to our dedicated members, partners, and contributors, whose unwavering support propels us forward in our mission to advance radiology and improve healthcare worldwide. Together, we embrace the challenges and opportunities that lie ahead, with enthusiasm and determination.

**Prof. Regina Beets-Tan**

Chair of the ESR Board of Directors  
July 2022 until July 2023





# ACTIVITY REPORT



# 01 INDIVIDUAL AND INSTITUTIONAL MEMBERSHIP

## / Membership

In 2022, the ESR was able to further increase its membership and counted 130,316 members from 181 countries as of November 30, 2022.

130,316

members from 181 countries

47

European National Member Societies

15

European Subspecialty  
and Allied Sciences Member Societies

55

Associate Institutional Member Societies




# ESR Premium Education Package

The ESR Premium Education Package has shown remarkable growth and development over the past years, cementing its position as the preferred destination for radiologists seeking comprehensive educational resources. This year's progress reflects our unwavering commitment to providing high-quality educational content and learning services.

The ESR Premium Education Package offers an extensive range of resources to meet the educational needs of professionals worldwide. It includes unlimited access to Education on Demand, Eurorad, and a wide collection of live and on-demand content available on ESR Connect. This vast repository encompasses over 2,400 hours of on-demand educational video content, featuring more than 500 courses supplemented with 600 eCME credits to collect and access to the largest database of peer-reviewed radiological case reports.

In addition to these valuable resources, our package also provides exclusive access to all content and recorded sessions from ECR 2023, along with access to ESOR Live and Foundation courses.

The ESR Premium Education Package exemplifies our commitment to empowering radiological professionals with knowledge and resources, facilitating their continuous growth and development in the field of radiology.



# Annual Leadership Meeting

The ESR Annual Leadership Meeting took place on June 2, 2023 in the picturesque setting of the Cobenzl Palace, with stunning views over Vienna's vineyards and the city beyond. The ESR Annual Leadership Meeting is the major annual get-together of the Presidents and members of Executive Committees of the ESR National and Subspecialties Societies as well as leading ESR officers, to discuss pressing issues in healthcare and radiology.

The theme for this year's meeting was 'Shaping the Future of Radiology - Connecting Leaders and Disciplines'. The programme consisted of sessions that began with brief scene-setting presentations, followed by lively panel discussions featuring leaders in radiology as

well as experts from different medical disciplines and backgrounds. Relevant topics in radiology, such as the visibility of radiology, training the next generation and translating science in radiology into practice were discussed.

The highlights of the meeting included two sessions: 'Update of the 2003 European Council Recommendation on Cancer Screening' and 'Digital Transformation of Health Care' with participation from representatives from the Czech Ministry of Health and the Head of Unit "eHealth, Well-being, and Aging" in the Directorate General DG CONNECT of the European Commission.





# 02 CONGRESS

## / ECR 2023



ECR 2023 took place from March 1-5, 2023, returning to its traditional spot as a spring meeting. The congress welcomed 17,262 participants from 122 countries.

With a focus on radiology throughout the human life cycle, spanning from prenatal radiology right to forensic imaging, the scientific programme featured a series of special sessions dedicated to the congress' theme, 'The Cycle of Life'. This theme lived and breathed through these educational sessions and stunning congress spaces, impressive technical exhibits and exciting social events.




# / ECR 2023 Highlights

- The Opening Ceremony, titled 'Dreams', featured a closing song specifically composed for the ECR.
- The Trainees in Focus programme provided a platform for the next generation of radiologists to discuss and debate the topics that are most important to them. To complement the programme, Trainees in Focus had a dedicated lounge area equipped with a coffee bar, table football and retro arcade machines.
- The ECR Studio and ECR Mobile Film Crew streamed live interviews, roundtable discussions, and highlights straight from the Congress floor from some of radiology's most prominent speakers and companies.
- The industry exhibition featured over 250 of the world's biggest companies in medical imaging. With a more integrated approach, involving many companies taking space within the main halls of the Austria Center, the industry presented state-of-the-art technology and services and held numerous interactive demonstrations, informative sessions and social events for attendees.
- Two areas, known for bringing industry and education together were the Cube, with incredible updates from the world of interventional radiology, and the AI Expo and Theatre, with a line-up of impressive tech set to impact radiology in the future. Both featured a series of sessions, accompanied by exhibition areas with companies, product demonstrations and interactive exhibits.
- Other congress highlights, returning by popular demand, included the Image Interpretation Quizzes, Open Forum sessions, Escape Rooms, and the ESR Meets sessions, which this year hosted Ireland, Canada and Romania.



# / ConnAction 2023



On June 1-2, 2023, the ESR hosted a first-of-its-kind event, connAction – Radiology Connecting Disciplines. The 15 scientific and educational sessions were streamed live online from Vienna via ESR Connect and covered a wide range of topics.

These sessions, while diverse in content, shared a common thread in examining radiology's place in the healthcare continuum and emphasised the importance of taking a multidisciplinary approach to care.

The event was a new platform to expand and explore multidisciplinary care, with some of radiology's most prominent figures sharing the stage with key representatives from subspecialties, allied sciences, and a wide array of other medical disciplines.



# 03 INTERNATIONAL AND INTERDISCI- PLINARY RELATIONS

## International Day of Radiology 2022

As is tradition, the International Day of Radiology (IDoR) took place on November 8 in 2022. With the motto 'Radiologists and Radiographers Supporting Patients,' members of the medical imaging community, including National, Subspecialty and Allied Science Societies, hospital staff, companies and international healthcare organisations, seized the opportunity to emphasise the significance of radiology in the patient journey. Numerous groups and individuals enthusiastically took to social media to share videos and photos. Here they showcased how they were commemorating this important day through a whole range of social and educational events.







# International Forum 2023

The ESR International Forum was established by the ESR to enhance collaboration and discuss selected topics of global relevance in radiology with partner societies from outside Europe. It is held annually during the ECR, and participation is by invitation only, with the invitations usually being extended to the societies with whom the ESR has a Memorandum of Understanding. The topic for the ESR International Forum at ECR 2023 was

'Responsibilities of a Radiologist as a Clinician'. During the forum, participants presented their societies' perspectives on this topic and engaged in discussions about the role and future of radiology. Furthermore, a [paper on the outcomes of the discussion at the International Forum 2022](#) was prepared by Prof. Nikoleta Traykova (Plovdiv/ BG), Chairperson of the ESR Communication and External Affairs Committee, and was published in *Insights into Imaging*.

## Representation at other events

In the past working year, ESR officers once again attended numerous congresses organised by National, and Subspecialties and Allied Sciences Societies to represent ESR interests. Additionally, the ESR had a booth at many of these congresses to promote ESR services, products, and reduced congress registration fees.



# Cooperation with international organisations

## International Atomic Energy Agency (IAEA)

The ESR and the IAEA initiated the renewal of their Practical Arrangements on cooperation in the area of diagnostic imaging, including hybrid imaging, with an expanded scope of topics, for another three years until 2026.

The IAEA and the ESR once again jointly promoted virtual ECR access for professionals from low- and middle-income countries, with the IAEA supporting 500 participants. ESR and IAEA also continued their collaboration on ECR sessions, with an ESR EuroSafe Imaging free access session

on ESR collaboration with the European Commission and IAEA to increase quality and safety of imaging in clinical practice at ECR 2023. The ESR was represented at the IAEA Technical Meeting on Radiation Protection of Paediatric and Pregnant Patients from February 27 to March 1 2023 at IAEA Headquarters, as well as at the IAEA Consultancy Meeting on Radiation Safety in Recurrent Imaging, from February 6 to 8 2023.

The ESR was a collaborating organisation of the International Conference on Integrated Medical Imaging in Cardiovascular Diseases (IMIC 2022).

# Interdisciplinary relations

Following the theme of ECR 2022, "Building Bridges", the ESR further expanded and strengthened its relations with clinical partners and allied sciences societies. New partnerships were established with ESSO (European Society of Surgical Oncology) and EACR (European Association for Cancer

Research) and collaboration areas were defined in a Memorandum of Understanding. Further, ESR renewed its Memorandum of Understanding with the EFRS (European Federation of Radiographer Societies) and EFOMP (European Federation of Organisations of Medical Physics).

# 04 EDUCATION

## / European School of Radiology (ESOR)



In 2022, ESOR successfully implemented **12 online Foundation Courses** in line with European Training Curriculum levels I-II, which were included in the ESR Premium Education Package. These courses were live-streamed via ESR Connect and attracted 2,723 live viewers, with an additional 1,619 participants benefitting from the material on-demand.

The return to onsite education post-COVID-19 was marked by a successful Visiting Professorship Programme in October 2022 in Bulgaria on Abdominal Oncology, with 120 participants from the Balkan region. The traditional Graz Tutorial was also made possible and was held from October 17 to 21, 2022.

ESOR continued to build on the topics available through Foundation Courses and planned 13 courses for 2023, including a new Conventional Radiology course which was held on February 15.

### **ESOR's on-site Visiting Professorships**

across Europe have been fruitful, with two already held in Georgia and Armenia and one online version for Ukraine. More are scheduled for the second half of the year in Moldova, Romania, and Serbia. Moreover, ESOR faculty actively participated in international activities, such as the ESOR AIMS Mexico course (Advanced Imaging Multimodality School and Seminar) which was held in Mexico City and Morelia in April, and delivered Visiting Professorships in Colombia, Kazakhstan, and the Philippines. In addition, the rewarding Astana Tutorial took place from June 5-9 and the traditional Graz Tutorial is planned to return and take place from October 9-13.

A new development this year is ESOR's first hybrid learning course, the Visiting Professorship Programme to Brazil on Chest Imaging. It will take place from August 24-26, 2023, combining online learning material with on-site workshops.



After the difficult times of the COVID-19 pandemic, which had a heavy impact on exchange programmes abroad, the various ESOR Training Programmes have flourished in 2022/2023 as never before. Due to the overwhelming number of applications received from radiology residents eager to pursue subspecialisation in radiology, the places for the ESOR Visiting Scholarship Programme Europe were doubled in 2023, making 38 places available. For recently board-certified radiologists, 37 subspecialty fellowships were granted within the ESOR Exchange Programmes for Fellowships, offered in close cooperation with the respective ESR Subspecialty Societies.

The popular Bracco Fellowships were re-initiated in 2023 on the occasion of Bracco's 95th anniversary and were awarded to 38 young radiologists with a grant. Additionally, the winners of the Nicholas Gourtsoyiannis Teaching Fellowship and the Alexander R. Margulis Fellowship were announced.

Furthermore, four One-Year Fellowships were made available by renowned training centres in Europe. Additional training opportunities were opened by introducing Fellowships overseas in the USA, Canada and Australia.

The ESOR Multidisciplinary Visiting Fellowship was launched in 2022 as a completely new and innovative initiative of ESOR to strengthen multidisciplinary collaboration. It offers one abdominal radiologist and one digestive/ hepatobiliary surgeon, who already work together in a multidisciplinary team in their home institution, the opportunity to get to know in tandem the environment of another training centre abroad.

Overall, 122 grants were awarded within the various ESOR Training Programmes in 2022-2023 to young radiologists, marking an all-time high since 2007.

# European Board of Radiology



## European Diploma in Radiology (EDiR)

With a total of 1,000 applications received during 2022 (780 for exams held in 2022) and exams in 22 cities, the European Diploma in Radiology (EDiR) programme continued its journey of excellence in a changing landscape.

The EDiR programme continued to uphold its unwavering commitment to maintaining rigorous standards and promoting radiological expertise. EDiR candidates in 2022 represented a group of dedicated professionals eager to validate and enhance their radiology skills.

The challenges of 2022 highlighted the resilience and adaptability of both the programme and its applicants. The EDiR community continued to foster a spirit of collaboration and knowledge-sharing, expanding the amount of resources available to prepare for the EDiR. This dynamic network not only bolsters individual careers but also contributes to the advancement of radiology practice on a global scale.

## Examinations

For 2023, a total of 633 examination places were sold as of August 21, 2023, with a total of 17 examination days in 22 cities planned (some of these have already been conducted).



**Educational tools**

In 2018, the EBR began creating educational resources to assist candidates in preparing for the EDiR. Over the years, the resources have significantly expanded. As a result, in 2023, the decision was made to make some resources freely accessible to candidates. By making these resources more widely available, the EBR aims to promote greater access, ensuring that individuals have the necessary tools to succeed in their career paths.

**EBR platforms**

The Medical Credential Services platform was launched in December 2022 as a web-based solution for issuing digital certificates. It provides multiple authentication methods, such as QR codes or searching the certificate in a professional directory. The certificates are tamper-proof due to their registration on the Blockchain. Holders can easily share their achievements on social networks, making the certificates portable and accessible. To date, over 3,800 certificates have been issued, with more than 70 shared on social media. The platform's licence is open to any medical society seeking to enhance its certification process.

**Accreditation Council in Imaging (ACI)**

The Accreditation Council in Imaging (ACI) has collaborated with our accreditation partners, the EACCME (European Accreditation Council for Continuing Medical Education), to adapt the accreditation

procedures to the new criteria, the EACCME 3.0. The new and updated criteria for accreditation came into effect in June 2023. The updated requirements introduce new features such as the accreditation of micro-learning (30 minutes of educational activity = 0,5 ECMECS<sup>®</sup>) or the accreditation of blended learning (educational programmes combining obligatory participation in a LEE and completion of an associated ELM component). Furthermore, key changes have been introduced in the area of sponsoring, as now, industry-sponsored satellite symposia will no longer be considered for accreditation. You can find all the details concerning the new criteria [here](#).

**European Training Assessment Programme (ETAP)**

The ETAP 2.0 and its platform for online assessment were launched in 2016. Since then, 12 radiology training programmes have been successfully accredited. The ETAP Quality Training Assessment Certificate is granted for a period of 5 years, after which a reassessment is necessary to not only reconfirm the quality of the radiology training programmes accredited but also to evaluate which enhancements have been introduced according to the results of the first assessment. The reassessment procedure has been carefully designed and implemented in the ETAP platform. The first reassessments are ongoing and all ETAP Quality certified radiology training programmes will be duly notified as soon as their certificate expires.

# / Education on Demand

The premium version of the ESR's e-learning platform, "Education on Demand" (premium-learn.myESR.org), is accredited by the ACI and part of the Premium Education Package subscription. The platform contains nearly 600 courses with corresponding eCMEs to be obtained. The addition of new courses as well as a thorough re-evaluation process, ensures all content is accurate and up to date and is carried out on a permanent basis

by the ESR e-Learning subcommittee members. The past year marked the end of Sue Barter's (Cambridge/UK) tenure as chairperson of the subcommittee, who handed over the position to Fleur Kilburn-Toppin (Cambridge/UK) in July 2023. A selection of approximately 35 courses is always made available on the free-to-access version of Education on Demand (learn.myESR.org).

# / ESR Training Curricula

The [European Training Curricula for Radiology](#) (ETC) are designed to provide a valuable template for training radiologists and to enhance the quality of care for patients throughout Europe. After a successful update of the Curriculum for Undergraduate Radiological Education, the ESR Education Committee engaged in preparatory activities for the update of Levels I, II and III of the ETC, that are to follow in the coming period. To that end, a survey on the current situation concerning Entrustable Professional Activities (EPA) among different countries in Europe was conducted, and a [paper](#) delineating main findings of the survey has been published in *Insights into Imaging*. Outcomes of this paper are to be taken into consideration during the upcoming update of Levels I, II and III of the ETC.



# Undergraduate Education

The [ESR eBook for Undergraduate Education in Radiology](#), a comprehensive teaching material for undergraduate students, young radiologists, teachers and tutors, has evolved into a flagship initiative of the ESR in terms of undergraduate education. The eBook, whose development is coordinated by Prof. Minerva Becker (Geneva/CH), Chair of the ESR Education Committee, consists of individual chapters covering the main sub-areas of radiology. The content for each chapter was provided by foremost experts in each specific field, and it follows the ESR Curriculum for Undergraduate Radiological Education. There are currently 15 published chapters available for free download on the ESR website. Further chapters are to be published in the coming period and the entire eBook is expected to be finalised by ECR 2024.

Under the guidance of Professor Vicky Goh (London/UK), the ESR Undergraduate Education Subcommittee continued developing new strategies on how to best attract students to the radiology profession while also examining how radiology is being taught to undergraduates in Europe and what could be improved. Accordingly, results of the Europe-wide follow up survey on undergraduate teaching in radiology, that was sent out in March 2022 to Education Committee delegates and presidents of European national radiological societies, were analysed and presented in the paper "[Undergraduate radiology education in Europe in 2022: a survey from the European Society of Radiology \(ESR\)](#)" that was published in *Insights into Imaging*.



# / Radiology Trainees Forum



The ESR Radiology Trainees Forum (RTF) continued its efforts to further increase the involvement of young radiologists through the development of new activities and increasing its own visibility. In pursuit of that goal, a dedicated social media strategy was developed. The RTF also recognised the

importance of the topic of research among young radiologists, and a survey on research training among residents in Europe, as well as their knowledge and engagement with research, was developed and sent to all ESR Members in Training in May 2023.



# 05 PUBLICATIONS

## / ESR Journals Family + ESR statements published between July 2022 and July 2023

The ESR Journals continued its successful path, especially with regards to submissions and readership. In January 2023, all three journals switched to a single-blinded peer review process. Furthermore, the ESR Journal Family focused on its social media presence and activities by expanding presence and frequency of postings, dedicating one extremely popular session at ECR 2023 to the topic, and, most importantly, creating new positions within the editorial boards and appointing Bettina Baeßler (Würzburg/DE) and Roberto Cannella (Palermo/IT) as European Radiology's and Insights into Imaging's first Social Media Editors respectively.

European Radiology, under the editorship of Prof. Yves Menu (Paris/FR), received close to 5,000 submissions and more than 2.3 million full-text downloads in 2022. The Impact Factor for 2022 was 5.9 showing a slight decrease in absolute numbers, following a global trend of Impact Factors this year, but improving its ranking to rank 16 within the whole category.



European Radiology continued its two fellowships: the Albert L. Baert Fellowship, with the selection of two candidates for the first time, awarded to Mansi Verma (Shimla/IN) and Lynn Jeanette Savic (Berlin/DE). The Review Fellowships were awarded to 13 individuals from across the globe, and all fellowships are ongoing until the end of 2023.

The Editorial Team of European Radiology was successfully expanded with the following appointments: Avneesh Chhabra (Dallas/USA) as Deputy Editor Musculoskeletal radiology, Daniel Pinto dos Santos (Cologne/DE) as Deputy Editor Artificial Intelligence, Osman Öcal (Munich/DE) as Junior Deputy Editor Interventional Radiology, and Ghizlane Lembarki (Casablanca/MA) as Junior Deputy Editor Breast Imaging.

Insights into Imaging, under the editorship of Prof. Luis Martí-Bonmatí (Valencia/ES), received more than 750 submissions and a stunning 3.6 million downloads in 2022. The Impact Factor for 2022 was 4.7, remaining in quartile 1 of the category, and improving its ranking. The team of Editors was complemented by the addition of Elisabetta Giannotti (Cambridge/UK) as Deputy Editor

for Breast Imaging and Bin Song (Sichuan/CH) as Deputy Editor for Quantitative Imaging, Radiomics and Biomarkers.

European Radiology Experimental, under the editorship of Prof. Francesco Sardanelli (Milan/IT), again received more than 100 submissions and nearly 300,000 downloads in 2022. Further, the journal received its first-ever Impact Factor of 3.8, underlining its importance in the field of radiology, providing a home for novel approaches and research in a pre-clinical setting.

A total of 15 papers by or on behalf of the ESR were published between July 2022 and July 2023 (see [here](#)).



# Eurorad

## Eurorad••

Under the new Editor in Chief, Filipe Caseiro-Alves (Coimbra, PT), Eurorad attracted nearly 600 submissions and 740,000 users in 2022 from a worldwide audience.

The ECR 2023 Cases of the Day Quiz was again conducted through Eurorad and attracted a significant number of users.

# 06 PROFESSIONAL ISSUES & ADVOCACY

## / EU Affairs

The ESR continued to carefully monitor [Europe's Beating Cancer plan](#) developments and to support its implementation, e.g., by [involvement in the keystone project](#) of the European Commission initiated European Cancer Imaging Initiative. The ESR welcomed the European Cancer Initiative, a flagship of Europe's Beating Cancer Plan, and aims to leverage the potential of data and digital technologies such as Artificial Intelligence (AI), or High-Performance Computing (HPC), to combat cancer by advancing research and fostering innovation in cancer treatment and care.

The ESR was also heavily engaged in advocacy activities related to the updated [EU Cancer Screening Recommendation](#), supporting the recommendation for low-dose CT lung cancer screening for high-risk individuals and was pleased to see this recommendation included and adopted by member states in December 2022.

The ESR [EuroSafe Imaging](#) campaign and the [European Institute for Biomedical Imaging Research](#) (EIBIR) contributed to the actions laid down by the SAMIRA Action plan, driving multiple projects in collaboration with various organisations, professional societies, and stakeholders, all aimed at increasing quality and safety of imaging in clinical practice and promoting collaboration across the field.

The ESR eHealth & Informatics Subcommittee continued to closely monitor the AI Act legislation process, aiming to ensure that the legislation effectively addresses the evolving challenges and opportunities in the realm of AI in healthcare, committed to [advocating for the ethical and secure use of AI technologies](#), with a focus on enhancing safety, improving healthcare definitions, and streamlining legislations.



The ESR also engaged in discussions and consultations related to the proposal for the [European Health Data Space](#) (EHDS), which offers an unprecedented opportunity for EU countries to leverage health data to enhance healthcare outcomes and address health disparities. The ESR recognises the transformative power of the EHDS in

advancing modern European medical technology and is firmly committed to advocating for healthcare professionals and researchers to have appropriate access to data. This will undoubtedly bolster healthcare outcomes and drive innovation while fully safeguarding the rights and well-being of all individuals involved.

# Improving CT justification in Europe – EU-JUST-CT Project

## EU JUST CT

The European co-coordinated action on improving justification of computed tomography (EU-JUST-CT) project is a European Commission-funded Tender project, which started in April 2021 and is coordinated by the ESR.

With the publication of an article on [Justification of CT practices across Europe: results of a survey of national competent authorities and radiology societies in \*Insights into Imaging\*](#), as well as a methodology document for auditing justification of CT

examinations, published on the [project webpage](#), two of the project's objectives, have been achieved since summer 2022. In addition, co-coordinated pilot audits of justification of CT examinations have been carried out in seven European countries, using the ESR iGuide as a standard. A Workshop to take place in September 2023 has been organised to discuss the status of the justification of CT examinations and to identify opportunities for further action with the Member States.

# QuADRANT Project



The ESR-led QuADRANT Project on Constant improvement in quality and safety of radiology, radiotherapy and nuclear medicine through clinical audit officially concluded in July 2022. The European Commission published the project's findings and recommendations as part of their [Radiation Protection Series \(RP No.198\)](#) entitled "*Current status and recommendations for improving uptake and implementation of clinical audit of medical radiological procedures*" in January 2023 (open access publication). The [paper](#) "*QuADRANT: a study on uptake and*

*implementation of clinical audit of medical radiological procedures in Europe – expert recommendations for improvement, endorsed by the ESR*" was published in Insights into Imaging in May 2023.

The recording of the [ECR 2023 session](#) "*ESR QuADRANT - Quality improvement through audit in diagnostic radiology, radiotherapy and nuclear medicine. An ESR-led project on behalf of the European Commission: project outcomes and implications*" is available open access on ESR Connect.

# EU-REST Study



The ESR is leading a consortium consisting of the ESR, EFOMP, EFRS, and ESTRO (with input from other stakeholders) on the European Union Radiation, Education, Staffing & Training (EU-REST) study, a 24-month study, which launched in September 2022. EU-REST aims to provide an analysis

of workforce availability, education, and training needs to ensure quality and safety aspects of medical applications involving ionising radiation in the EU. It is funded by the European Commission and managed by the European Health and Digital Executive Agency (HaDEA).

### Cooperation with interprofessional organisations

Through its continued membership in the BioMedical Alliance in Europe and the European Cancer Organisation, the ESR has actively contributed to advocacy efforts to enhance patient care, promote research, and improve patient outcomes.

### European Medicines Agency (EMA)

The ESR's membership in the EMA Healthcare Professionals Working Party (HCPWP) was extended for the term 2022 to 2025, with Prof. Olivier Clément (Paris/FR) as representative and Prof. Emanuele Neri (Pisa/IT) as alternate representative. This gives the ESR the opportunity to provide input to topics of relevance to the imaging community.

# EuroSafe Imaging



EuroSafe Imaging, the ESR's flagship initiative to promote quality and safety in medical imaging, has produced [four papers](#) since July 2022 that were published in *Insights into Imaging*.

Following the success of the CME-accredited 2022 webinar series, EuroSafe Imaging has prepared a series of [8 CME-accredited webinars](#) on radiation protection from clinical perspectives for 2023, organised in collaboration with ESOR. Recordings of past webinars are available as part of the [ESR Premium Education Package](#).

The updated EuroSafe Imaging Stars rating criteria have more closely aligned the initiative with the Basic Safety Standards and increased the prerequisites for applicants to achieve the highest score. As of July 2023,

151 certificates have been awarded under the updated criteria.

At ECR 2023, EuroSafe Imaging hosted a total of 10 sessions and held the 10th annual EuroSafe Imaging electronic poster exhibition.





# Audit and Standards - ESR Esperanto

Under Roman Klöckner's (Lübeck/DE) leadership, the ESR Audit & Standards Subcommittee published the "[Clinical audit in European radiology: current status and recommendations for improvement](#)". This paper explores ESR clinical audit initiatives, including the QuADRANT project. During ECR 2023, the Subcommittee highlighted Clinical audit in diagnostic radiology with a diverse range of speakers from different

backgrounds. Following the publication of the [third edition of Esperanto: The ESR Guide to Clinical Audit](#), the University of Debrecen, Kenézy Hospital in Hungary integrated Esperanto into their quality assurance system. They also produced a [Hungarian translation](#) to benefit other Hungarian radiology departments. This showcases Esperanto's value and the ESR's vision for enhancing European radiology standards.



# / eHealth and Informatics

Under the leadership of Prof. Elmar Kotter (Freiburg/DE), the ESR eHealth and Informatics Subcommittee has achieved a significant milestone by launching the **ESRF MASTER CLASS IN AI**. This Masterclass is designed to offer a comprehensive education in AI, covering fundamental concepts to their clinical implementation, structured across 5 informative modules. During the Professional Challenges session at ECR 2023, the subcommittee explored

"Cybersecurity in Radiology"; and is enthusiastically preparing equally captivating and important sessions for ECR 2024.

In an effort to foster the spirit of multidisciplinary, the subcommittee has expanded to include representatives from EFRS (European Federation of Radiographer Societies), and the Patient Advisory Group, fostering a collaborative and inclusive approach.

# / MR Quality and Safety

Following the proposal during the Quality, Safety and Standards Committee Meeting at ECR 2022, the ESR MR Quality & Safety Working Group was successfully established in December 2022. Under the leadership of Dr. Francesco Santini (Basel/CH), the Working Group is dedicated to advancing

MR Safety in Europe through various initiatives, research papers, and collaborative efforts. They launched the MR Safety Survey in spring 2023 to explore implementation and pressing issues in MR Safety across Europe's hospitals and clinics. The findings will be presented at ECR 2024.

# / Ultrasound

Under the guidance of Prof. Paul Sidhu (London/UK), the ESR Ultrasound Subcommittee has been diligently working on preparing a series of papers, with ongoing efforts and dedication. These papers are notably based on past ECR sessions that were both well attended and received. The subcommittee has already begun the work for the Diploma in Ultrasound by conducting its kick-off

meeting to define clear goals, establish objectives, and develop a comprehensive plan. Lastly, to better reflect the subcommittee's primary focus on ensuring quality and maintaining standards in ultrasound imaging, the subcommittee's name has been officially changed to the ESR Ultrasound Quality and Standards Subcommittee.

# / ESR iGuide




ESR iGuide was selected as the clinical decision support system for imaging referrals by the national Health Insurance Organization (HIO) in Cyprus in a public tender process in 2023. The implementation of ESR iGuide in Cyprus will be the first such project on a nation-wide scale in Europe, providing evidence-based guidance on appropriate imaging for over 900,000 served by the HIO. The ESR also supported the national MRI and CT audit in Sweden


with ESR iGuide. The results presented at ECR 2023 indicate that 26% of MRI referrals and 37% of CT referrals were not deemed appropriate. ESR iGuide was also used in the ESR-led European Commission project EU-JUST-CT, which audits CT justification in European countries using randomly selected CT referrals; auditors use ESR iGuide web portal to assess referrals against the ESR's imaging referral guidelines. The project runs until March 2024.



# 07 RESEARCH



Under the leadership of Prof. Marion Smits (Rotterdam/NL), the Research Committee, in collaboration with ESOR, developed the second season of the [ESR/ESOR Fundamentals of Radiological Research Course](#). This course will be held online on the ESR platform from October 2023 until February 2024. It aims to provide fundamental insights into radiological research for early-career professionals.



Furthermore, the ESR Research Committee has partnered with the European Institute for Biomedical Imaging Research EIBIR on the second and third rounds of the [ESR Research Seed Grants](#) (for further details, see the EIBIR report).

Moreover, the Research Committee is working on a series of 'bite sized' articles designed to promote the visibility of radiology, which will be published in *Insights into Imaging*.



# / EIBALL

**EIBALL**  
EUROPEAN IMAGING  
BIOMARKERS ALLIANCE

## BIOMARKERS INVENTORY

---

An initiative of the European Society of Radiology

During 2022/2023, under the leadership of its Chair, Prof. Aad van der Lugt (Rotterdam/ NL), the European Imaging Biomarkers Alliance (EIBALL) Subcommittee has been actively advancing their [roadmap](#) objectives, with a focus on education and on metrology, and repeatability/ reproducibility.

The EIBALL Subcommittee has also dedicated efforts to expand the [EIBALL Biomarkers Inventory](#). In early 2023, they developed a new list titled '[Neuro-Tumours](#)

[Biomarkers](#)' in conjunction with the [EU-COST Action GLiMR2.0](#). The Subcommittee has also worked with contributing subspecialties (via the ESPR, ESOI, ESUR, ESCR, ESGAR, EUSOBI, and QIBA) to cross-promote the inventory to increase its exposure.

EIBALL held one session at the ECR 2023 on '[Lesion segmentation for imaging biomarker quantification](#)', which is available via ESR Connect.

# European Institute for Biomedical Imaging Research (EIBIR)

EIBIR | EUROPEAN INSTITUTE  
FOR BIOMEDICAL  
IMAGING RESEARCH



2022/2023 stands as a remarkable period for the European Institute for Biomedical Imaging Research. This period witnessed the initiation of 8 novel projects, each holding significance in diverse areas, including the advancement of cancer imaging platforms for the integration of artificial intelligence in cancer management, and the realm of medical radiation protection.

EIBIR is especially proud to partake in collaborative efforts with esteemed European partners. Notable among these ventures is the European Federation for

Cancer Images ([EUCAIM](#)), a flagship initiative of the European Commission-initiated Cancer Imaging Initiative. Additionally, EIBIR's engagement in the Strengthening the Screening of Lung Cancer in Europe ([SOLACE](#)) project, a new EU4Health project under the Europe's Beating Cancer Plan, exemplifies its commitment to fostering lung cancer screening programmes across Europe. In these projects, EIBIR acts as the project Coordinator or undertakes leadership roles in project management and dissemination activities.



In July 2023, EIBIR enthusiastically welcomed the appointment of Prof. Regina Beets-Tan (Amsterdam/NL) as its new Scientific Director. Prof. Beets-Tan's knowledge and expertise in the field will undoubtedly contribute to further enhancing the organisation, in supporting European biomedical imaging research and networking activities between institutes and disciplines.

Furthermore, the second "ESR Research Seed Grant", generously funded by GE, concluded successfully. In January 2023, Siemens Healthineers kindly supported and funded the third call for proposals for the "ESR Research Seed Grant" 2023. This round funded 10 projects centred around enhancing radiological imaging quality and interventional radiology, as well as value-based radiology. The two funding priorities in 2023, were awarded at ECR 2023.

ECR 2023 provided an excellent platform for EIBIR to convene its members, past

associates, and future collaborators in the EIBIR Lounge. Multiple joint meetings and 6 dedicated EIBIR sessions were organised at ECR 2023, where participants had the opportunity to learn about and discuss EIBIR's ongoing and new research projects and explore recent advancements and funding opportunities of the following topics: AI for health imaging; advances in cancer management, improving quality and safety in imaging and therapy; medical applications of ionising radiation; AI applications in radiation protection, among others.

Since its foundation in 2006, EIBIR has supported researchers to secure more than €170 million in European funding, built a network with over 50 member institutions from 20 different countries, and collaborated with 489 partners from 32 countries worldwide. Looking ahead, EIBIR remains committed to coordinating grant applications and research projects, supporting the development of biomedical imaging technologies, and disseminating knowledge.



# ESR ORGANI- SATION



# ESR EXECUTIVE COUNCIL JULY 2022 - JULY 2023

## / Board of Directors

1. Chairman of the Board of Directors (BoD)
2. President
3. 1st Vice-President
4. 2nd Vice-President
5. Past-President


Regina Beets-Tan, Amsterdam/NL  
Adrian P. Brady, Cork/IE  
Carlo Catalano Rome/IT  
Andrea Rockall, London/UK  
Michael Fuchsjaeger, Graz/AT



# Committee Chairs

6. Communication and External Affairs Committee
7. ECR 2023 Programme Planning Committee
8. ECR 2024 Programme Planning Committee
9. Education Committee
10. Finance and Internal Affairs Committee
11. National Societies Committee
12. Publications Committee
13. Quality, Safety and Standards Committee
14. Research Committee
15. Subspecialties and Allied Sciences Committee
16. ESOR Scientific/Educational Director
17. Executive Director

Nikoleta Traykova, Plovdiv/BG  
 Adrian Brady, Cork/IE  
 Carlo Catalano Rome/IT  
 Minerva Becker, Geneva/CH  
 Maja Marolt-Mušič, Ljubljana/SI  
 Christian Loewe, Vienna/AT  
 Marc Dewey, Berlin/DE  
 Núria Bargalló Alabart, Barcelona/ES  
 Marion Smits, Rotterdam/NL  
 Apostolos Karantanas, Heraklion/GR  
 Valérie Vilgrain, Clichy/FR  
 Peter Baierl, Vienna/AT





# / European Board of Radiology

- |   |                                |
|---|--------------------------------|
| 18. Chairman of the EBR Shareholders' Board                           | Regina Beets-Tan, Amsterdam/NL |
| 19. EDiR (European Diploma in Radiology) Scientific Director          | Laura Oleaga, Barcelona/ES     |
| 20. ACI (Accreditation Council in Imaging) Scientific Director        | Paolo Ricci, Rome/IT           |
| 21. ETAP (European Training Assessment Programme) Scientific Director | Oğuz Dicle, Izmir/TR           |



# / European Institute for Biomedical Imaging Research (EIBIR)

- 22. ESR Representative and Chair of EIBIR General Meeting
- 23. EIBIR Scientific Director

Carlo Catalano, Rome/IT  
Gabriel P. Krestin, Rotterdam/NL

# / ESR Publications

- 24. Editor-in-Chief of European Radiology
- 25. Editor-in-Chief of Insights into Imaging
- 26. Editor-in-Chief of European Radiology Experimental
- 27. Editor-in-Chief of EPOS
- 28. Editor-in-Chief of EURORAD

Yves Menu, Paris/FR  
Luis Martí-Bonmatí, Valencia/ES  
Francesco Sardanelli, Milan/IT  
Ioana G. Lupescu, Bucharest/RO  
Filipe Caseiro-Alves, Coimbra/PT



## Subcommittees (Chairs)

29. Audit and Standards	Roman Klöckner, Lübeck/DE
30. eHealth and Informatics	Elmar Kotter, Freiburg/DE
31. eLearning	Sue Barter, Cambridge/UK
32. European Imaging Biomarkers Alliance	Aad van der Lugt, Rotterdam/NL
33. EuroSafe Imaging Steering Committee	Boris Brkljačić, Zagreb/HR
34. Radiology Trainees Forum	Martin Reim, Tartu/EE
35. Referral Guidelines	Myriam Hunink, Rotterdam/NL
36. Ultrasound	Paul Sidhu, London UK
37. Undergraduate Education	Vicky Goh, London/UK
38. Value-Based Radiology	Andrea Rockall, London/UK

## Working Groups (Chairs)

39. MR Safety & Quality	Francesco Santini, Basel/CH
40. Patient Advisory Group	Caroline Justich, Graz/AT
41. Patient Advisory Group Vice-Chair	Nikoleta Traykova, Plovdiv/BG



# ESR INSTITUTIONAL MEMBER SOCIETIES

## / ESR National Societies

ALBANIA	Albanian Association of Radiology
ARMENIA	Armenian Association of Radiologists
AUSTRIA	Austrian Roentgen Society
AZERBAIJAN	Azerbaijan Society of Radiologists
BELARUS	Belarusian Society of Radiologists
BELGIUM	Belgian Society of Radiology
BOSNIA AND HERZEGOVINA	Association of Radiology of Bosnia & Herzegovina
BULGARIA	Bulgarian Association of Radiology
CROATIA	Croatian Society of Radiology
CYPRUS	Cyprus Radiological Society
CZECH REPUBLIC	Czech Radiological Society
DENMARK	Danish Society of Radiology
ESTONIA	Estonian Society of Radiology
FINLAND	Radiological Society of Finland
FRANCE	French Society of Radiology
GEORGIA	Georgian Association of Radiologists
GERMANY	German Radiological Society
GREECE	Hellenic Radiological Society
HUNGARY	Hungarian Society of Radiologists
ICELAND	Radiological Society of Iceland
IRELAND	Faculty of Radiologists, Royal College of Surgeons in Ireland
ISRAEL	Israel Radiological Association
ITALY	Italian Society of Radiology
KAZAKHSTAN	Radiological Society of Kazakhstan
KOSOVO	Radiologists Association of Kosovo
LATVIA	Latvian Association of Radiologists



LITHUANIA	Lithuanian Radiologists' Association
LUXEMBOURG	Luxembourg Society of Radiology
MALTA	Maltese Association of Radiologists and Nuclear Medicine Physicians
MOLDOVA	Moldavian Society of Radiology and Medical Imaging
MONTENEGRO	Radiological Association of Montenegro
NETHERLANDS, THE	Radiological Society of the Netherlands
NORTH MACEDONIA	Macedonian Association of Radiologists
NORWAY	Norwegian Society of Radiology
POLAND	Polish Medical Society of Radiology
PORTUGAL	Portuguese Society of Radiology and Nuclear Medicine
ROMANIA	Romanian Society of Radiology and Medical Imaging
RUSSIA	Russian Society of Radiology
SERBIA	Radiological Society of Serbia
SLOVAKIA	Slovak Association of Radiology
SLOVENIA	Slovenian Association of Radiology
SPAIN	Spanish Society of Medical Radiology
SWEDEN	Swedish Society of Medical Radiology
SWITZERLAND	Swiss Society of Radiology
TURKEY	Turkish Society of Radiology
UKRAINE	Association of Radiologists of the Ukraine
UNITED KINGDOM	The Royal College of Radiologists

# / ESR Subspecialties and Allied Sciences Societies

CIRSE	Cardiovascular and Interventional Radiological Society of Europe
ESCR	European Society of Cardiovascular Radiology
ESHIMT	European Society for Hybrid, Molecular and Translational Imaging
ESER	European Society of Emergency Radiology
ESGAR	European Society of Gastrointestinal and Abdominal Radiology
ESHNR	European Society of Head and Neck Radiology
ESMRMB	European Society for Magnetic Resonance in Medicine and Biology
ESNR	European Society of Neuroradiology
ESOI	European Society of Oncologic Imaging
ESPR	European Society of Paediatric Radiology
ESSR	European Society of Musculo-Skeletal Radiology
ESTI	European Society of Thoracic Imaging
ESUR	European Society of Urogenital Radiology
EUSOBI	European Society of Breast Imaging
EuSoMII	European Society of Medical Imaging Informatics

# / ESR Associate Institutional Member Societies

AFGHANISTAN	Afghan Society of Radiology
ALGERIA	Algerian Society of Radiology and Medical Imaging
ARGENTINA	Argentinian Society of Radiology
AUSTRALIA & NEW ZEALAND	The Royal Australian and New Zealand College of Radiologists
BOLIVIA	Bolivian Society of Radiology
BRAZIL	Brazilian College of Radiology
CHILE	Chilean Society of Radiology
CHINA	Chinese Society of Radiology
COLOMBIA	Colombian Association of Radiology
COSTA RICA	Costa Rican Association of Radiology
CUBA	Cuban Society of Imaging
DOMINICAN REPUBLIC	Dominican Society of Radiology
EGYPT	Egyptian Society of Radiology and Nuclear Medicine
EL SALVADOR	Salvadoran Association of Radiology, Ultrasonography and Diagnostic Imaging
GHANA	Ghana Association of Radiologists
GUATEMALA	Guatemalan Civil Association of Diagnostic Imaging and Radiotherapy
HONDURAS	Honduran Association of Radiology and Imaging
HONG KONG	Hong Kong College of Radiologists
INDIA	Indian Radiological and Imaging Association
IRAN	Iranian Society of Radiology
IRAQ	Iraqi Association of Radiologists
IVORY COAST	Ivorian Society of Medical Imaging
JAPAN	Japan Radiological Society
KOREA	Korean Society of Radiology
KUWAIT	Kuwait Radiological Society
KYRGYZSTAN	Kyrgyzstan Radiological Society
LEBANON	Lebanese Society of Radiology
MALAYSIA	Malaysian College of Radiology
MAURITANIA	Mauritanian Society of Radiology and Medical Imaging
MEXICO	Mexican Federation of Radiology and Imaging
MONGOLIA	Mongolian Radiological Society
MOROCCO	Moroccan Society of Radiology
NICARAGUA	Nicaraguan Association of Radiology and Imaging

NIGERIA	Association of Radiologists in Nigeria
OMAN	Oman Radiology and Molecular Imaging Society
PAKISTAN	Radiological Society of Pakistan
PANAMA	Panamanian Society of Radiology and Imaging
PARAGUAY	Paraguayan Society of Radiology
PERU	Peruvian Society of Radiology
PHILIPPINES	Philippine College of Radiology
SAUDI ARABIA	Radiological Society of Saudi Arabia
SINGAPORE	Singapore Radiological Society
SOUTH AFRICA	Radiological Society of South Africa
SRI LANKA	Sri Lanka College of Radiologists
TANZANIA	Tanzanian Association of Radiologist
THAILAND	The Royal College of Radiologists of Thailand
TRINIDAD AND TOBAGO	The Radiological Society of Trinidad and Tobago
TUNISIA	Tunisian Society of Radiology
UZBEKISTAN	Uzbekistan Radiology Society
UGANDA	Association of Radiologists of Uganda
UNITED ARAB EMIRATES	Radiology Society of the Emirates
URUGUAY	Uruguayan Society of Radiology and Imaging
VENEZUELA	Venezuelan Society of Radiology and Diagnostic Imaging
VIETNAM	Vietnamese Society of Radiology and Nuclear Medicine
YEMEN	Yemen Society of Radiology

# ESR SUPPORTING MEMBERS 2022/2023

## / Platinum Supporting Members





# / Gold Supporting Members



# / Silver Supporting Members



Coordination:  
ESR Office | Am Gestade 1 | 1010 Vienna, Austria  
myESR.org  
Written contributions by members of the ESR Office  
All data as per November 2023



[myESR.org](http://myESR.org)